
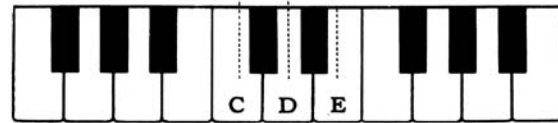


Leila Fletcher Piano Course Book 1 Information & Sample Pages

- ✓ 62 pages
- ✓ Ages 5 to 11
- ✓ Free audio play-along tracks available for download.
- ✓ *Rote before note* playing
- ✓ Middle C Approach/ intervallic reading
- ✓ Lesson plan/outline for teacher/parents
- ✓ *Easy-to-use* visuals
- ✓ Actual photos to provide clear information regarding hand position
- ✓ Large print and staves
- ✓ Simple language
- ✓ Teacher duets
- ✓ New and familiar repertoire
- ✓ Topics include:
 - Simple Time Signatures: 2, 3 and 4 beats per measure
 - Note Values: eighth, quarter, half, dotted half, whole
 - Rests: quarter, half, whole
 - Visualization
 - Sight Reading
 - Phrasing; legato and staccato
 - Tied notes
 - Scales: C Major; F Major; G Major
 - Repeat dots
 - Accidentals: sharps; flats; naturals
 - Key Signatures: G Major; F Major
 - Hand Crossing
 - Pickups; fermata; accents; leger lines; 8va
 - Memorization
- ✓ Progress Pages provide additional study pieces with clear check lists for lesson preparation. Pages are cross-referenced to create effective use of Progress Pages.
- ✓ Graduating Certificate
- ✓ Note reading: two octaves from C Below Middle C to octaves above
- ✓ Pages are cross referenced for compatibility with *Leila Fletcher Performance Fun Books 1A and 1B*





Right Hand plays these notes:  Fingers 1, 2, 3, play C, D, E!





1. The Flyer


CD Track 2-Practise

Time Signature: $\frac{2}{4}$
2 beats in each measure.

 one-count note
 two-count note

THE FLYER - Second Part
(For Teacher or another more advanced pupil)



 You are now ready to play "Three Wise Mice" in Performance Fun Book 1A.

PROGRESS PAGES

The PROGRESS PAGES are designed to promote a livelier, keener awareness in music study...thereby advancing the pupil's interest in music, and augmenting their ability to make progress on their own initiative.

The examples in the Progress Pages are to be assigned by the teacher, but should be learned *by the pupil*, with little or no assistance from the teacher. In this way the pupil, left to their own resources, will necessarily become more observant, more competent; and the teacher will obtain much critical knowledge of the pupil's comprehension of what has been taught in past lessons.


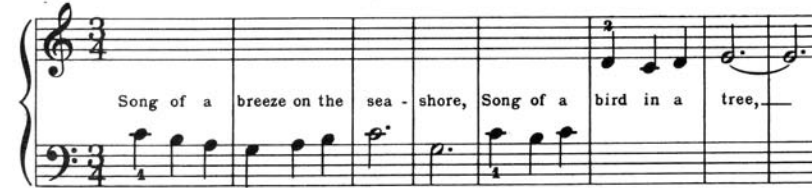
The Progress Pages may be begun when good fingering habits have been established, and *not before!* This is a basic requirement of utmost importance. The teacher will decide *when* to assign a piece or exercise in the Pages; suggestions regarding this will be found below the examples, but the suggestions signify only that all the musical facts necessary for the intelligent performance of the example have, at the point indicated, been presented.

TO THE PUPIL: Check *all* the points on the various POSTS (✓) with pencil that can be erased in case you are wrong! When the teacher agrees that all the points checked are correct, you may then re-mark with a pen or crayon.



1. By the Sea

CD Track 17 - For Practise



LOOK-OUT POST
for BY THE SEA

I play this piece with: Check:

- 1—the right notes
- 2—the right fingering
- 3—the tied notes held for full count
- 4—even rhythm



(Suggested for use after Flute Song, No. 15, on page 23)

✓ IMPORTANT: all fingering has been reduced from the original book to skeletal fingering to reduce number reading


RIGHT HAND OVER to Play BASS D



When played as a Duet, both hands play an octave higher than written.
An Octave higher is eight keys higher.




CD Track 33 - Practise
CD Track 34 - Performance

 (1 count)
Notes with the stems joined are two-to-a-count notes.

23. Are You Sleeping?

Old French Round Arr. Leila Fletcher



You are ready to play "Michael Finnigan" from Performance Fun Book 1B

